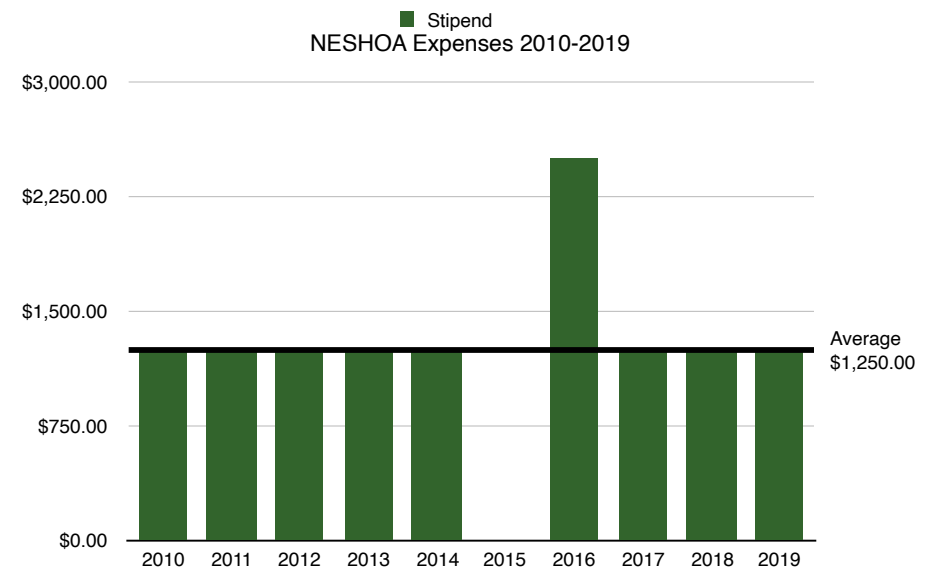
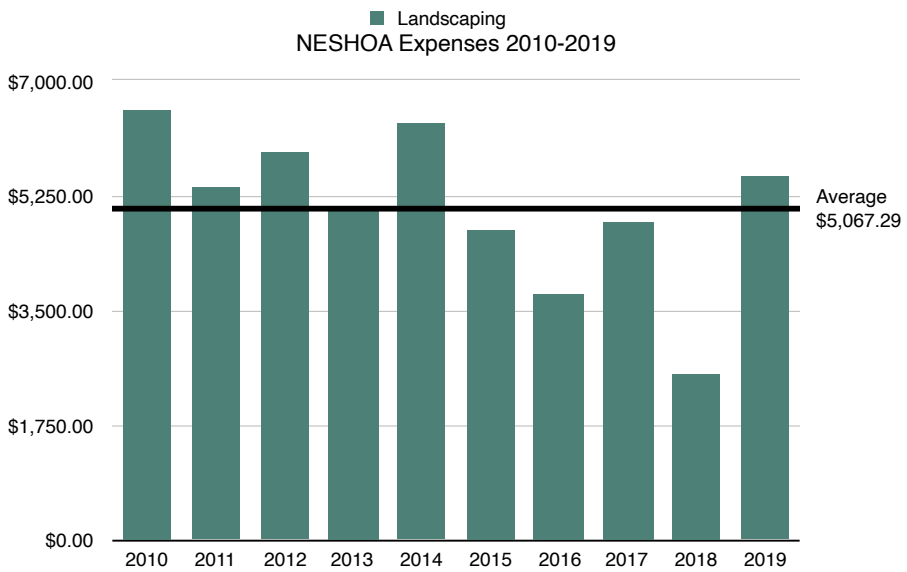
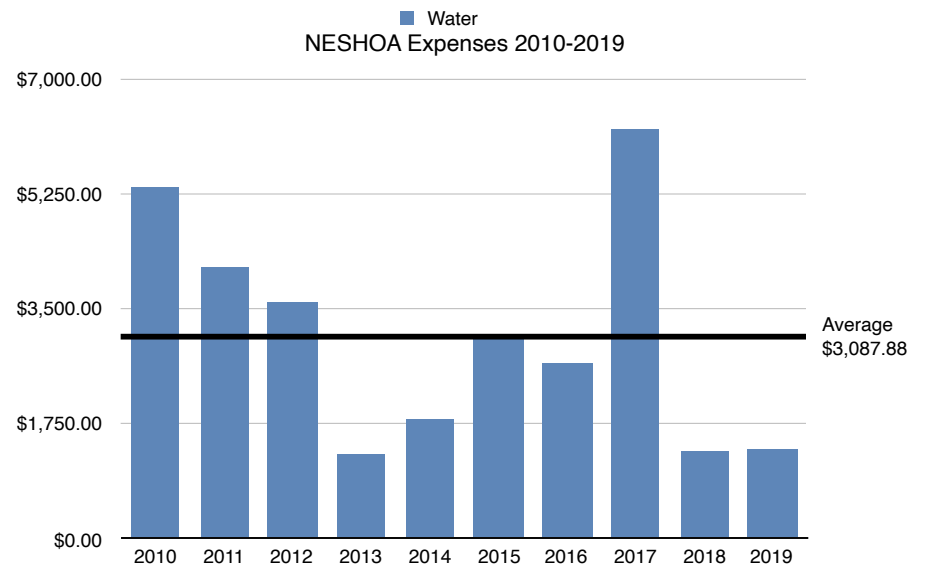
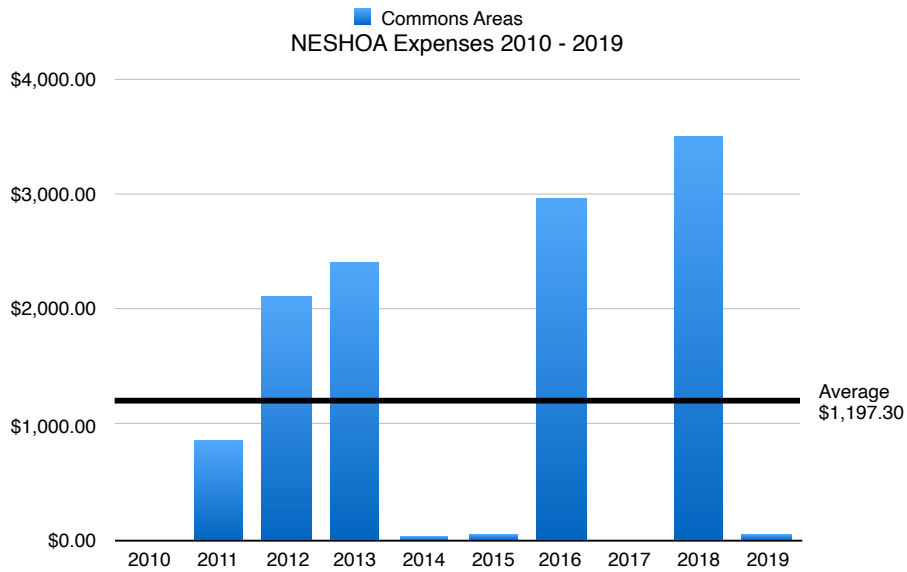


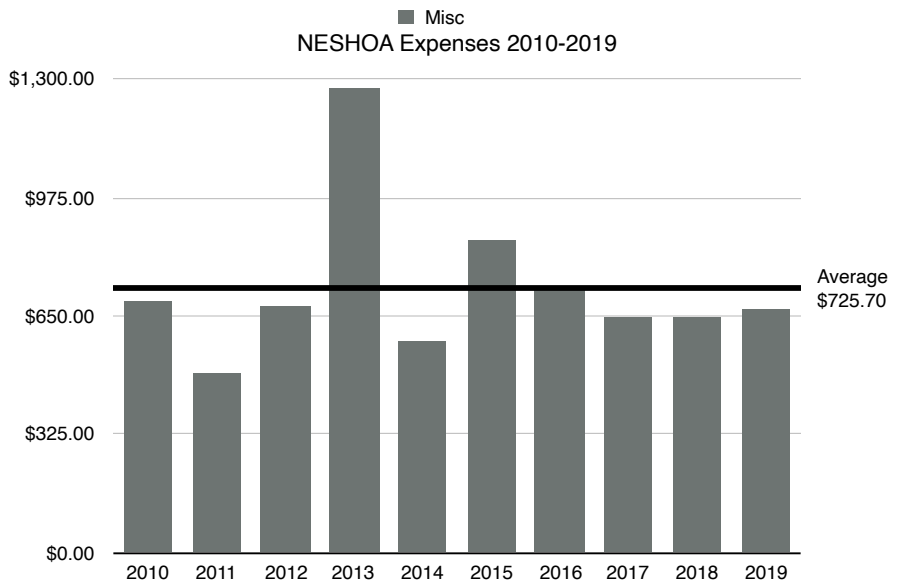
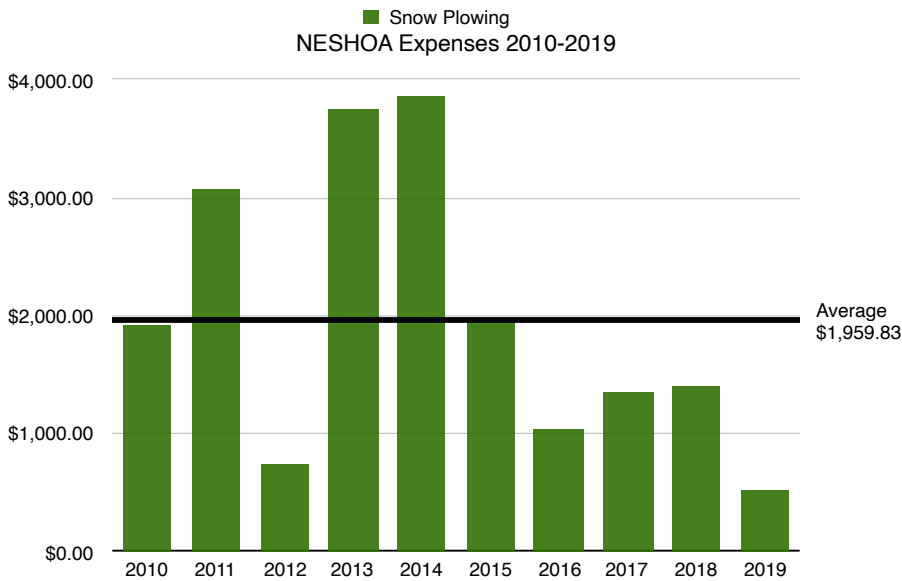
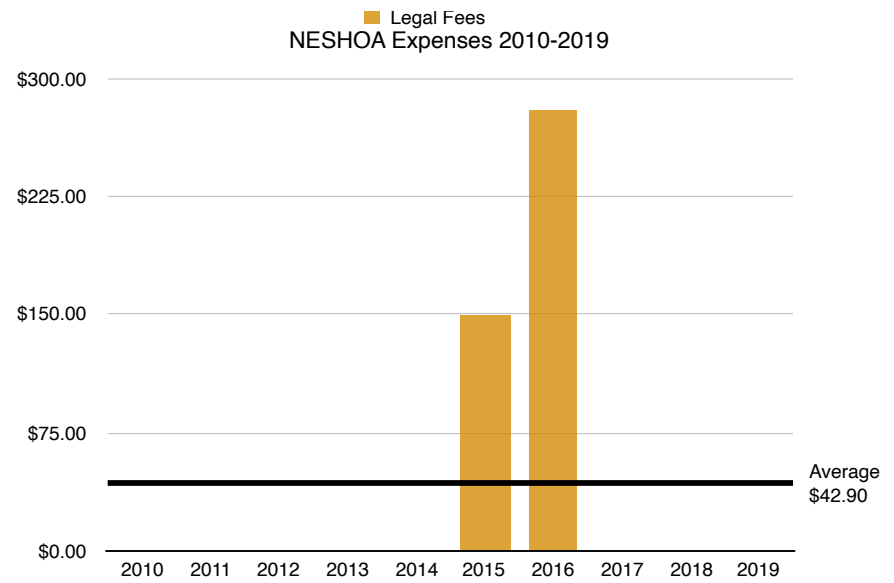
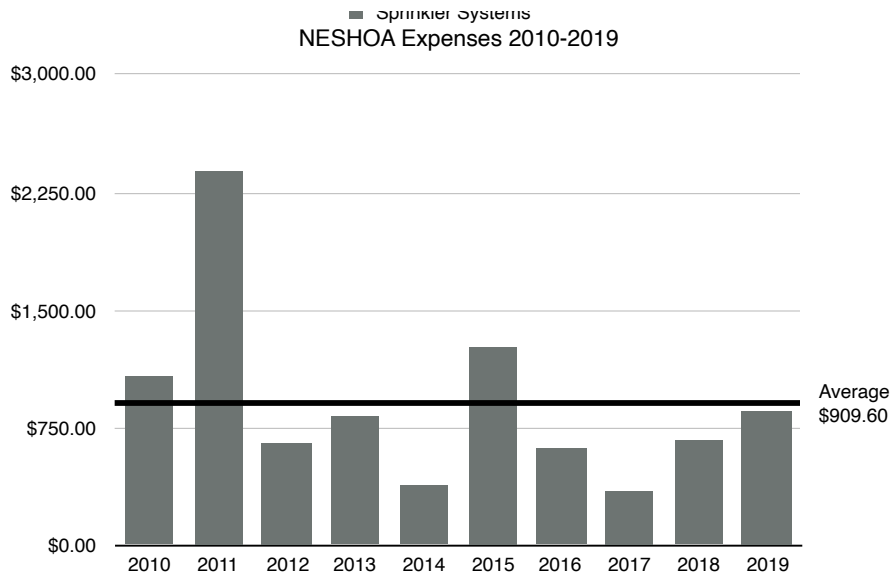
ARCHIVE OF EXPENSES - 2010 to 2019: NOWLAND ESTATES SUBDIVISION HOMEOWNERS ASSOCIATION, INC.

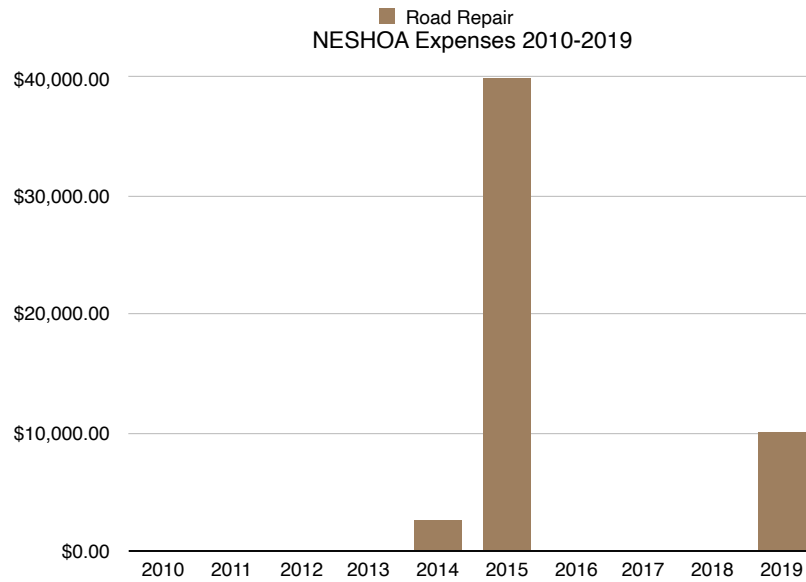
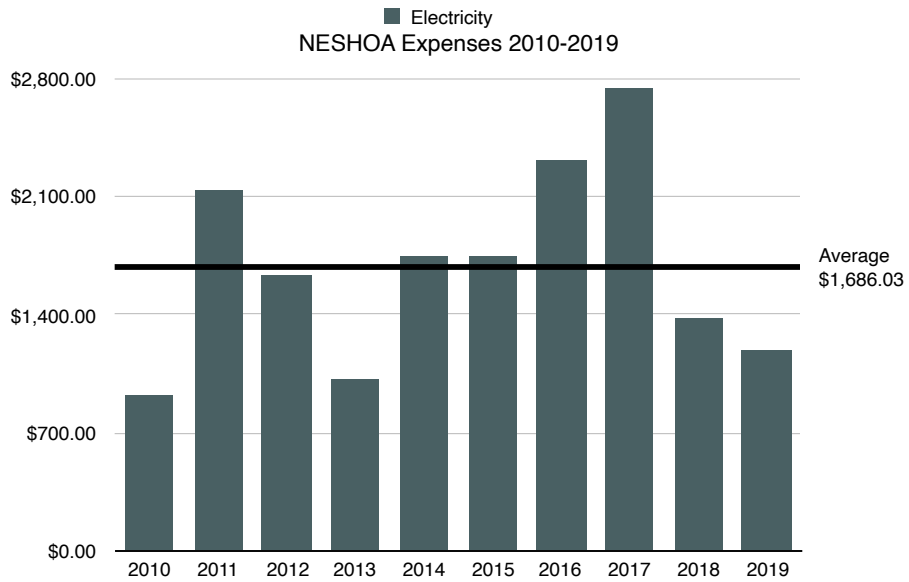
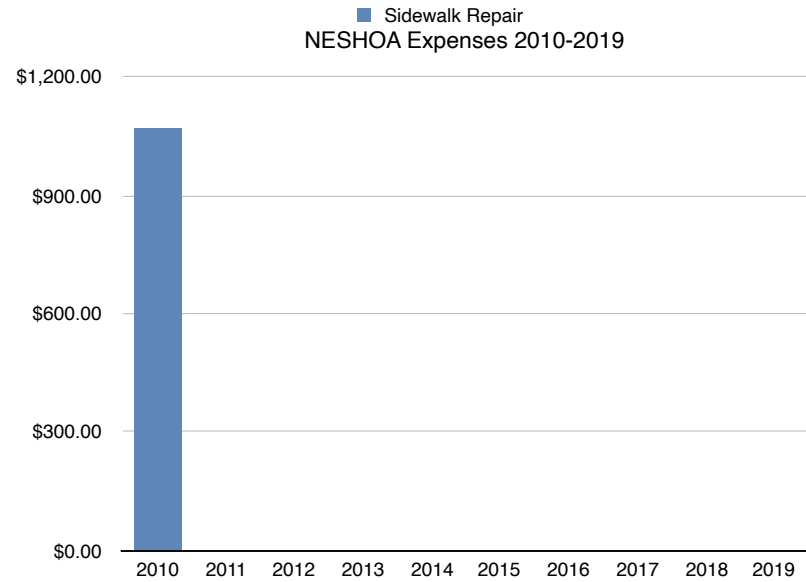
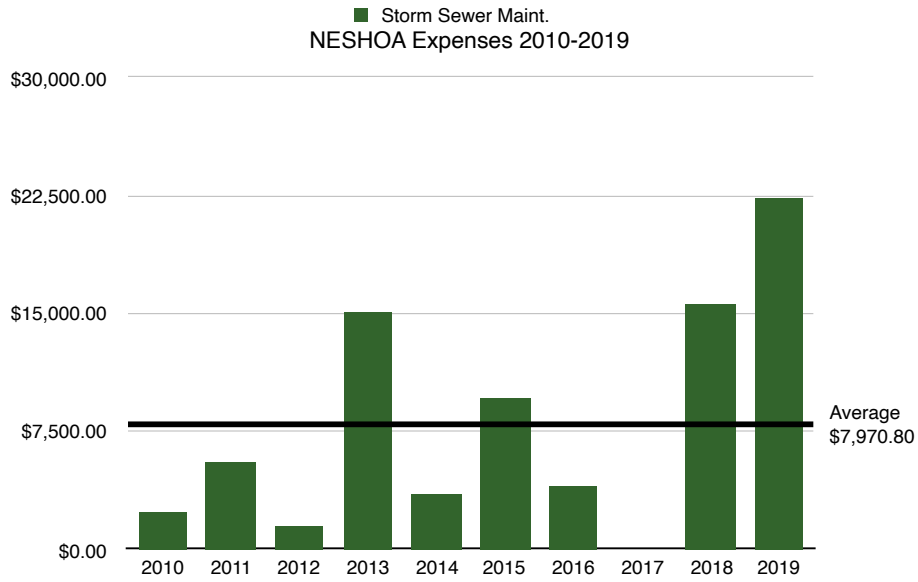
	End of Year Balance	Commons Areas	Landscaping	Sprinkler Systems	Snow Plowing	Storm Sewer Maint.	Electricity	Insurance	Water	Stipend	Legal Fees	Misc	Sidewalk Repair	Sign Repair	Road Repair	EFI Refund
2010	\$ 8,052.09	\$ 0.00	\$ 6,565.28	\$ 1,075.00	\$ 1,911.00	\$ 2,387.60	\$ 930.25	\$ 795.00	\$ 5,332.44	\$ 1,250.00	\$ 0.00	\$ 692.00	\$ 1,068.48	\$ 0.00	\$ 0.00	
2011	\$ 6,163.88	\$ 856.03	\$ 5,356.00	\$ 2,387.00	\$ 3,078.00	\$ 5,546.04	\$ 2,139.31	\$ 795.00	\$ 4,140.06	\$ 1,250.00	\$ 0.00	\$ 494.19	\$ 0.00	\$ 0.00	\$ 0.00	
2012	\$ 11,312.70	\$ 2,118.26	\$ 5,900.00	\$ 652.00	\$ 744.02	\$ 1,505.00	\$ 1,642.04	\$ 795.00	\$ 3,602.10	\$ 1,250.00	\$ 0.00	\$ 672.76	\$ 0.00	\$ 0.00	\$ 0.00	
2013	\$ 1,661.86	\$ 2,415.89	\$ 5,107.00	\$ 832.50	\$ 3,743.00	\$ 15,107.21	\$ 1,015.10	\$ 1,056.00	\$ 1,291.54	\$ 1,250.00	\$ 0.00	\$ 1,277.60	\$ 0.00	\$ 0.00	\$ 0.00	
2014	\$ 4,036.12	\$ 25.61	\$ 6,358.00	\$ 378.50	\$ 3,852.13	\$ 3,553.00	\$ 1,748.54	\$ 799.00	\$ 1,809.05	\$ 1,250.00	\$ 0.00	\$ 576.81	\$ 0.00	\$ 0.00	\$ 2,500.00	
2015	\$ 1,001.81	\$ 50.00	\$ 4,713.77	\$ 1,272.25	\$ 1,962.00	\$ 9,664.37	\$ 1,749.64	\$ 813.00	\$ 3,089.36	\$ 0.00	\$ 150.00	\$ 854.92	\$ 0.00	\$ 0.00	\$ 40,000.00	
2016	\$ 4,981.65	\$ 2,955.56	\$ 3,768.84	\$ 616.00	\$ 1,045.00	\$ 4,095.18	\$ 2,322.00	\$ 817.00	\$ 2,678.05	\$ 2,500.00	\$ 279.00	\$ 726.43	\$ 0.00	\$ 0.00	\$ 0.00	\$ 50.00
2017	\$ 15,595.56	\$ 3.17	\$ 4,829.04	\$ 355.50	\$ 1,353.14	\$ 0.00	\$ 2,736.38	\$ 818.00	\$ 6,234.91	\$ 1,250.00	\$ 0.00	\$ 647.66	\$ 0.00	\$ 0.00	\$ 0.00	\$ 0.00
2018	\$ 14,290.69	\$ 3,491.80	\$ 2,555.00	\$ 667.40	\$ 1,400.00	\$ 15,536.52	\$ 1,390.36	\$ 789.00	\$ 1,330.19	\$ 1,250.00	\$ 0.00	\$ 644.60	\$ 0.00	\$ 0.00	\$ 0.00	\$ 0.00
2019	\$ 6,850.84	\$ 56.67	\$ 5,519.99	\$ 859.81	\$ 510.00	\$ 22,313.03	\$ 1,186.67	\$ 778.00	\$ 1,371.07	\$ 1,250.00	\$ 0.00	\$ 670.01	\$ 0.00	\$ 0.00	\$ 10,000.00	\$ 0.00
10 Yr Total	\$ 73,947.20	\$ 11,972.99	\$ 50,672.92	\$ 9,095.96	\$ 19,598.29	\$ 79,707.95	\$ 16,860.29	\$ 8,255.00	\$ 30,878.77	\$ 12,500.00	\$ 429.00	\$ 7,256.98	\$ 1,068.48	\$ 0.00	\$ 52,500.00	\$ 50.00



■ Sealed Systems

■ Sealed Systems





NESHOA Expenses - Ten Year Category Totals

